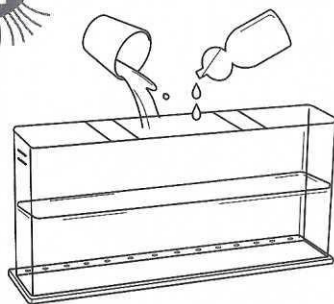
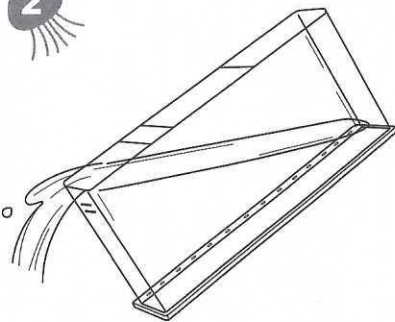


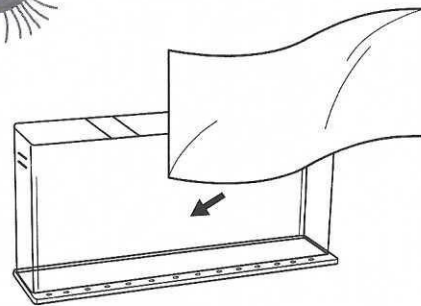
Instruction:



Add water, a few drops of dish detergent into the tank.



Shake the tank gently then EMPTY the tank.



Put the resealable background paper on the back of the tank.




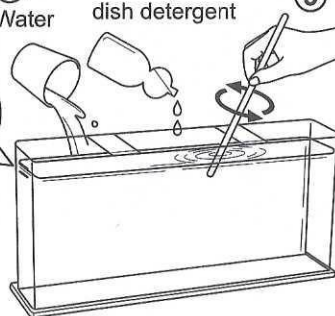
Max water level
Min water level

① Water


②

5~6 drops dish detergent

③



Put jellyfish UPSIDE DOWN, ensure there are no air bubbles in the jellyfish.

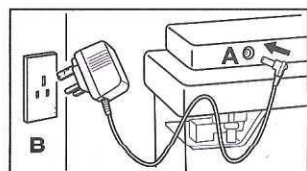


Replace the hood gently, avoid water spill over. Dry the surface of tank.

★ Distilled water is recommended



Connect "A" end of adaptor to the product and plug "B" end into the wall socket.

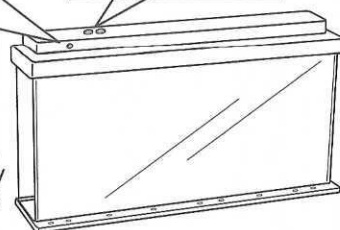
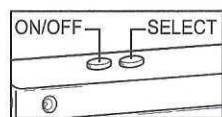


ON/OFF:

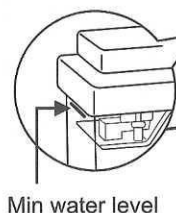
1. Press the button to activate the tank in "automatic light color changing" mode.

2. Press again to turn off.

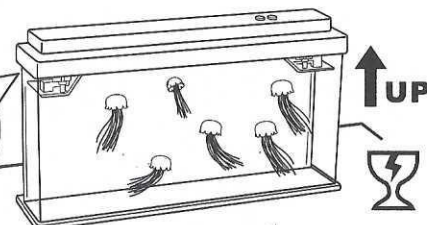
SELECT: Press to select 5 light colors.



★ Never turn on the power until replace the hood ready, otherwise, there will be many bubbles and jellyfish can not swim.



Min water level



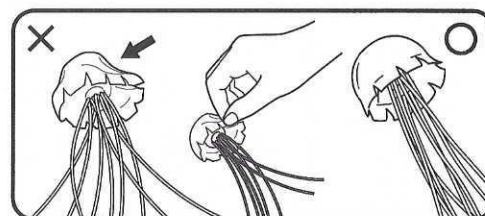
Add water when falls below the Min water level.

- Change water when dirty & handle the hood carefully to prevent water from spilling out.
- For best performance and durability of the unit, it will switch off automatically after 4 hours of operation.

FREQUENTLY ASKED QUESTIONS:

Q1: Why jellyfish not swim, or swim not well?

- Step 1: Make sure power supply is normal and adapter is correct.
- Step 2: Make sure enough detergent (at least 5 to 6 drops) is added into water.
- Step 3: Make sure water line is between Max Level and Min Level.
- Step 4: Check if there are air bubbles in jellyfish, if so, take the jellyfish out of water, shake them gently to remove air bubbles, then put jellyfish upside down into water again.
- Step 5: Suggest sinking jellyfish to the bottom of the tank.



Q2: Why the pump does not work, or LED light is not on?

Make sure power supply is normal and adapter is connected correctly.

Q3: Why the unit turn off automatically sometimes?

In order to save energy and extend life, the product is operated by IC. It will turn off automatically after 4 hours operation. Please reactivate it if turn off automatically.